



1

---

---

---


---

---

---

---

---

**AGENDA:** 

I. The Title IX Process	X. Decision-Making Skills
II. Bias, Conflicts of Interest, and Recusal	XI. Facilitating Deliberation
III. Preparing for the Hearing	XII. Preparing the Outcome Rationale
IV. Pre-hearing meetings	XIII. Interaction with Appeal
V. "Bucketing" Evidence	
VI. Hearing Logistics	
VII. Questioning	
VIII. Understanding Evidence	
• Relevance	
• Reliability/Credibility	
• Cross-Examination	

© 2020 Association of Title IX Administrators

2

---

---

---

---

---

---

---

---

**WHAT IS YOUR MISSION AS A CHAIR?**

- Make key evidence "rulings"
- Manage questioning
- Facilitate deliberation
- Make a finding/final determination (w/panel)
- Draft a notice of rationale

3

---

---

---


---

---

---

---

---

**WHAT DOES IT MEAN TO BE A CHAIR?** 

- New Title IX regulations require a “decision-maker” to determine whether a Respondent has violated policy.
  - May be a single person. Thus, you are both Decision-maker and Chair by default.
    - One role is substantive, the other procedural
  - May be a panel of decision-makers (often three), with one voting member as Chair to make all rulings on evidence and questions
  - Chair should always be a voting member
  - Most colleges will want the Chair to speak for the panel on matters of evidence, but some will want all panelists to do so collaboratively – thus all would be “Chairs”
  - May be internal or external individuals (third-party neutrals).

© 2020 Association of Title IX Administrators

4

---

---

---


---

---

---

---

---

**THE ROLE OF THE CHAIR** 

- New Title IX regulations require that colleges and universities hold a live hearing.
  - May take place in person; however, must provide an option for a video conference.
  - Key new element is that the parties may cross-examine each other and witnesses, through an advisor.
- The primary role of the Chair is to evaluate all evidence for relevance, facilitate questioning, rule on questions, and ensure that advisors observe appropriate decorum and follow all hearing rules.
  - Some colleges may impose on Chairs to run hearing logistics as well, but this is not recommended.

© 2020 Association of Title IX Administrators

5

---

---

---

---

---

---

---

---

**CHAIR COMPETENCIES** 

• The Legal Landscape	• Questioning Skills, including Relevance
• The Conduct/Disciplinary Process	• Weighing Evidence, including Relevance
• Understanding Investigations	• Analyzing Policy
• Title IX & VAWA Requirements	• Applying Standards of Evidence
• Pre-Hearing Evidence Review	• Sexual Misconduct/Discrimination
• Pre-Hearing Investigation Report Review	• Technology Used at Hearing
• Critical Thinking Skills	• Controlling Evidence
• How to Prepare for a Hearing	• Managing Advisors
• Hearing Decorum	• SANE and Police Reports

© 2020 Association of Title IX Administrators

6

---

---

---


---

---

---

---

---

**CHAIR COMPETENCIES (CONT.)** 

- Presumption of Innocence
- Due Process and Fairness
- Domestic/Dating Violence
- Bias/Impartiality/Conflicts of Interest
- Stalking/Sexual Assault/Harassment
- Deliberation
- Sanctioning/Remedies
- Understanding the Appeal Process
- Cultural Competency
- Intersection with Mental Health Issues
- Concurrent Criminal Prosecutions
- Impact of Failing to Testify/Answer
- Drawing Inferences?
- Manage Accommodations During Process
- Fixing Procedural Deviations
- Managing Impact Statements
- Writing Decisions/Rationales
- Role in Appeal Process?

7 © 2020 Association of Title IX Administrators

---

---

---

---


---

---

---

---

7

**THE CHALLENGE FOR ALL PANELISTS** 

- Community standards identify what constitutes sexual harassment within your community.
  - The definitions and procedures used may be impacted by Title IX requirements.
- It is not a question of right and wrong, but whether there has been a policy violation, proven by the standard of evidence.
- Your role is to impartially uphold the integrity of the process.
- You may not agree with your policy, but you must be willing to uphold it.

8 © 2020 Association of Title IX Administrators

---

---

---

---


---

---

---

---

8

**EVIDENTIARY STANDARD** 

Clear and convincing evidence: It is highly probable that policy was violated.

- Highly and substantially more likely to be true than untrue; the **fact finder** must be convinced that the contention is highly probable.
- 65% 75% 85% – part of the problem with this standard is there is no real consensus on how to quantify it.

Preponderance of the evidence: “More likely than not.”

- The only equitable standard
- 50.1% (50% plus a feather)
- The “tipped scale”

9 © 2020 Association of Title IX Administrators

---

---

---

---

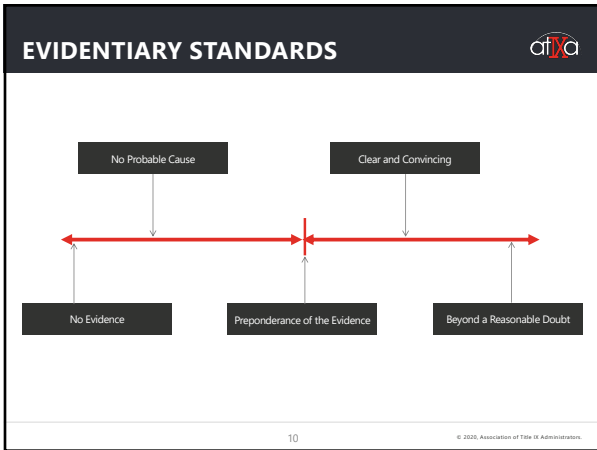
---

---

---

---

9



10

---

---

---

---

---

---

---

---

## THE "TITLE IX PROCESS:" WHAT HAPPENED BEFORE IT GOT TO A HEARING?

- Title IX
- The IX Commandments
- The General Phases of a Title IX Process
- Ten Steps of an Investigation
- Key Elements from new Title IX regulations

11

---

---

---

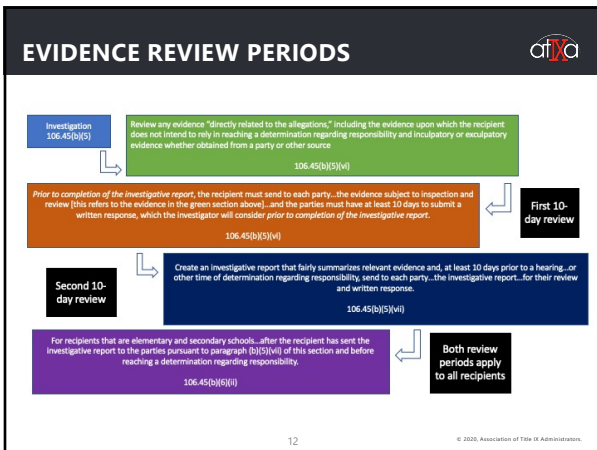
---

---

---

---

---



12

---

---

---


---

---

---

---

---

**ADVISORS** 

- Advisor can be anyone; no restrictions in the regulations.
  - Already required under VAWA.
- If a party chooses an advisor who is also a witness, you will need to assess how that impacts their credibility as a witness.
- If a party does not have an advisor to conduct cross-examination at the live hearing, the institution must provide an advisor of the institution's choice without fee or charge to the party.
  - Not required to be an attorney.
  - No prior training required; no mandate for institution to train.
- Institutions may still limit the role of advisors during the hearing with the exception of cross-examination and the ability to confer with the party.

© 2020, Association of Title IX Administrators

---

---

---

---


---

---

---

---

13

**ADVISORS** 

- Advisors chosen by the party should conduct cross-examination, but the extent to which they do so may be influenced by strategy.
- Thus, they can opt not to ask any questions. They have a right to conduct cross, but not an obligation to do so.
- However, if they refuse to ask questions their advisee wishes them to ask, the institution will appoint an advisor who will do so.
- An advisor appointed for the party will conduct cross-examination of the other party(ies) and witnesses, if that is the agreed upon strategy between advisor and advisee.
  - The regulations envision that the advisor will not do more than repeat or rephrase questions framed by the party, but in many hearings, expect that the advisor will be far more active and

© 2020, Association of Title IX Administrators

---

---

---

---


---

---

---

---

14

**PRESUMPTION OF NON-RESPONSIBILITY** 

- Title IX regulations require that published grievance procedures include a statement of a presumption of non-responsibility for the Respondent until a final determination is made.
- Hopefully not a change from current procedures, because the determination has always been based on evidence, not presumptions.
- What would it mean to presume neither “guilt” nor “innocence?”
  - How does a presumption work in light of an affirmative consent policy?
  - How is presumption of non-responsibility different than no presumption?
  - What does it take to overcome a presumption?

© 2020, Association of Title IX Administrators

---

---

---

---


---

---

---

---

15

**LIVE HEARING** 

- Final regulations mandate live hearing for higher ed.
  - Virtual hearings are permitted; do not violate due process
- Must create audio/audiovisual recording, or transcript, of hearing and make it available to the parties for inspection and review.
- Parties must attend hearing, otherwise all statements made by absent (or non-testifying) party must be excluded.
  - What are considered “statements” and what effect will this rule have?
- Will there be a facilitator role? Who? What do they do?
- Must allow live cross-examination to be conducted exclusively by each party’s advisor (separate rooms still allowed). This winds up applying to direct examination in practice, as well.
- Questions come from advisors, panel (if any), and Chair.

16 © 2020 Association of Title IX Administrators

---

---

---

---

---

---

---

---

16

**BIAS, CONFLICTS OF INTEREST, AND RECUSAL**

---

---

---

---


---

---

---

---

17



**Remember, you have no “side” other than the integrity of the process!**

18 © 2020 Association of Title IX Administrators

---

---

---

---


---

---

---

---

18

**CONFLICT OF INTEREST, OBJECTIVITY, AND BIAS** 

- Existing mandate for impartial resolutions with fair procedures.
  - Impartial, objective, unbiased, neutral, independent.
  - What do each of these mean and how do we bring these qualities to our decision-making?
- Final regulations prohibit conflicts-of-interest or bias with Coordinators, investigators, and Decision-makers/Chairs against parties generally or an individual party.
  - What creates a conflict?
  - How can you assure that you don't have one?
  - Do you feel that your institution has given you sufficient independence?

19 © 2020, Association of Title IX Administrators

---

---

---

---


---

---

---

---

19

**BIAS** 

- Among the most significant problems for hearing Decision-makers/Chairs
- Bias can represent any variable that improperly influences a finding and/or sanction
- There are many forms of bias and prejudice that can impact decisions and sanctions:
  - Pre-determined outcome
  - Partisan approach by investigators in questioning, findings, or report
  - Partisan approach by hearing board members in questioning, findings, or sanction
  - Intervention by senior-level institutional officials
  - Not staying in your lane
  - Improper application of institutional procedures
  - Improper application of institutional policies
  - Confirmation bias
  - Implicit bias
  - Animus of any kind, including race, religion, disability, etc.

20 © 2020, Association of Title IX Administrators

---

---

---

---


---

---

---

---

20

**BIAS AND CONFLICT OF INTEREST** 

- Types of conflicts/bias:
  - Wearing too many hats in the process
  - Legal counsel as investigator or Decision-maker/Chair
  - Decision-maker/Chair who is not impartial
  - Biased training materials; reliance on sex stereotypes
- Simply knowing a student or an employee is typically not sufficient to create a conflict of interest if objectivity not compromised.
- Also, having disciplined a student or employee previously is often not enough to create a conflict of interest.

21 © 2020, Association of Title IX Administrators

---

---

---

---


---

---

---

---

21

**RECUSAL** 

- Decision-makers/Chairs may determine that they need to recuse themselves from hearing a particular case or a party might seek a Decision-maker's/Chair's recusal.
- This is why having an alternate Decision-maker/Chair identified and trained is always wise.
- Your policy should define the process and circumstances by which a party may seek to recuse a Decision-maker/Chair.
- Typically the Title IX Coordinator determines whether or not to honor the request.
- If you yourself discern that you are not able to hear a case impartially, please let your Title IX Coordinator know immediately.

22 © 2020 Association of Title IX Administrators

22

---

---

---

---

---

---

---

---

**PREPARING FOR THE HEARING**

23

---

---

---


---

---

---

---

---

**PRE-HEARING PREPARATION CHECKLIST** 

- Provide Notice of Hearing (location, time, hearing decision-maker identification, conflict check, individuals attending, specific charges) to all Parties/Advisors
- Conduct Meetings between Chair/Decision-maker and Parties/Advisors (optional)
- Make Evidence and/or Question Rulings by Chair/Decision-Maker; Circulate to all Parties/Advisors (optional)
- Revise/Disseminate Materials to Parties/Panel
- Review of Investigation Reports/Materials by Decision-maker
- Witness, Party, Decision-maker Logistics
- Technology Arrangements
- Technology Test
- Obtain Assurance that Advisors are in Place and Willing to Cross-Examine
- Determine whether any Parties/Witnesses may Refuse to Testify at Hearing

24 © 2020 Association of Title IX Administrators

24

---

---

---

---


---

---

---

---



**PRE-HEARING PREPARATION CHECKLIST PART II** 

- Arrange for any Necessary Alternates (Decision-makers and/or Advisors)
- Allow Challenge to any Decision-Maker on Basis of Bias/Conflict and Opportunity for Self-Recusal by any Decision-maker
- Prepare and Refine Hearing Script
- Prepare Questions from Decision-maker
- Prepare Checklist of all Applicable Policy Elements
- Set an "Order of Go" for Witness Testimony
- Review Logistics with Parties, Advisors, Witnesses, Decision-maker, Sanctioning Authorities (if applicable), and/or Hearing Facilitator/Case Manager (if any)
- Arrange for any Directly Related Evidence to be Available at Hearing
- Inform Parties to Prepare Impact Statements for Submission at Start of Hearing
- Check in with Parties for any Access, Accommodation, Interpreter Needs, Etc.

---

---

---

---

---

---

---

---

25

**PRE-HEARING MEETINGS**

What do you don't pre-hearing, you'll just have to do at the hearing.

---

---

---

---


---

---

---

---

26

**PRE-HEARING MEETINGS** 

- Although not explicitly required or even mentioned in the Title IX regulations, it may be valuable to conduct pre-hearing meetings for each party and their advisors.
- ATIXA strongly recommends this practice, because anything you don't do pre-hearing will have to be done at the hearing.
- Under the new regulations, hearings are likely to be longer and much more involved than ever before. If you further load them up with procedural issues that could have been addressed pre-hearing, they become even longer and can really wear down the energy of the participants.
- Pre-hearing meetings can be virtual, in person, on paper, and/or with each party (and their advisors) separately.
  - If you meet with each party (and their advisors) separately, you may face concerns of ex parte influence. To address that, you can record the pre-hearing meeting and share the recording between parties, and/or circulate a detailed memo of decisions and information between the parties that reflects each respective meeting/interaction.
  - Another option might be to meet with advisors and Chair but not parties. Offer as option, because we shouldn't exclude the parties if they want to participate.

---

---

---

---


---

---

---

---

27

**PRE-HEARING MEETINGS** 

- Pre-hearing meetings can provide an opportunity to:
  - Answer questions the parties and advisors have about the hearing and procedures.
  - Clarify expectations regarding logistics, decorum, and technology (if applicable).
  - Clarify expectations regarding the limited role of advisors and applicable rules.
  - You may invite parties to submit questions to you in advance of this meeting but can't not require it. This would enable you to rule on some questions pre-hearing. Make a record of pre-rulings to share with the parties and to remind you at hearing
  - Discern any conflicts of interest/vet recusal requests.
  - Understand (and perhaps preliminarily field) any questions regarding relevance of evidence or questions.
  - Finalize the Buckets of evidence. But, be prepared for the parties to potentially raise the issues again at the hearing.
  - Discern whether any party intends to "spring" last-minute evidence at the hearing, and address the issue proactively. *Chairs need clarity on how policy*

---

---

---

---

---

---


---

---

---

---

28

**PRE-HEARING PREPARATION** 

- Could include:
  - "Motions" hearing
  - Meeting of Panel (to sift evidence and/or to craft, share, and assign questions)
  - Review of Investigation Report (you really should know this well. Read twice?)
  - Review of file of "directly related" evidence that was not relied upon by investigators
    - Decide if this is reviewed by you only, or other panelists (if any) as well?
  - Review of any questions pre-submitted by parties (if they have been invited to do so)
    - Let's discuss the merits/demerits of this practice...
- Must include (Is this a Chair function? Who vets the Chair):
  - Vetting of decision-maker/panel
  - Conflicts check
  - Recusal protocol
- What About?
  - Can you/should you meet with investigators?
  - Should there be changes to the investigation report at this point?

---

---

---

---

---

---


---

---

---

---

29

**PRE-HEARING PREPARATION** 

- Part of what a Chair has to consider is the "can you unring the bell effect".
- Generally, panelists struggle with unhearing or disregarding evidence once they hear it. All "juries" do. It's human nature.
- So, a question for the Chair is whether you want to be methodical with the panel (or with yourself, if there is no panel) about tracking what evidence cannot be considered (this should be clear in the outcome rationale as well) and very deliberate about disregarding it, or whether instead you want to work pre-hearing to redact all evidence determined not relevant (directly related)
  - If you work to do this pre-hearing, will you work with the investigator, or make modifications yourself, directly?

---

---

---

---

---

---


---

---

---

---

30

**MUST DO: PREP FOR THE HEARING** 

**All Decision-Makers/Chair Should Review:**

- The Respondent's written notice (NOIA) to understand all allegations, the formal complaint, and the notice of hearing.
- Review the policy (policies) alleged to have been violated.
  - Parse all the policy elements (what does it take to establish a policy violation?)
  - Identify the elements of each offense alleged.
  - Break down the constituent elements of each relevant policy.
- Review all the materials carefully and thoroughly. Read the investigation report appendices, too!
- Review the report a second time and note all areas of consistency/inconsistency of information. You should be able to make a "focus list" from this, of what topics are most important to try to resolve at the hearing.
- Do you want to do any prequalification or review of the qualifications of any offered expert witnesses?

31 © 2020 Association of Title IX Administrators

---

---

---

---

---

---


---

---

---

---

31

**PREPARING QUESTIONS** 

- Write down the following as a reminder:
  - What do I need to know?
  - Why do I need to know it?
    - If the answer to this is not that it will help you determine whether or not a policy violation occurred, and you can explain a rationale for that; then it is not something you need to know!
  - What is the best way to ask the question?
  - Who is the best person to get this information from? The investigator? A party? A witness?
- When dealing with conflicting or contested testimony apply a credibility analysis (covered later).

32 © 2020 Association of Title IX Administrators

---

---

---

---

---

---


---

---

---

---

32

**PREPARING FOR THE HEARING** 

- Dress professionally – Jeans, t-shirts, shorts, yoga pants, sandals, etc., are not appropriate (unless they can't be seen!)
- Arrive prepared and early
- Bring snacks and water/drinks
- Silence your phone, but make arrangements for how you will reach your legal counsel, if needed.
- Bring a pen and paper or note-taking device
  - Less is better; note what you need to make a determination.
  - Be clear on policy/expectations for keeping/destroying written notes
- Clear calendar after the hearing – deliberation could take as little as 30 minutes or it could take much longer.

33 © 2020 Association of Title IX Administrators

---

---

---

---

---

---

---

---

---

---

33



34

---

---

---


---

---

---

---

---

**THE HEARING: GENERAL LOGISTICS** 

- Recording
  - How, by whom, etc.
  - Redundant devices?
- Attendance by parties and witnesses
- Location and Room set-up
  - Comfort items (water, tissues, meals if needed)
  - Privacy concerns; sound machine
- Seating arrangements
- Materials
- Access to administrative support if needed (phones, copiers, email)
- Advisors
- Parties and witnesses waiting to testify
- Breaks
- Use of A/V
- Waiting for a decision

35 © 2020 Association of Title IX Administrators

35

---

---

---


---

---

---

---

---

**HEARING DECORUM** 

- Be professional, but you need not be lawyerly or judge-like
  - This is not *Law and Order* – this is an administrative process at a school.
  - You are not cross-examining or interrogating, you are striving to determine whether the Respondent(s) violated institutional policy.
- Be respectful
  - Tone, Manner, Questioning.
  - Sarcasm or being snide is never appropriate.
  - Maintain your composure: Never allow emotion or frustration to show.
  - De-Escalate or take breaks if emotions/tension are running

36

36

---

---

---


---

---

---

---

---

**HEARING DECORUM** 

- Work to establish a baseline of relaxed conversation for everyone in the room.
- Maintain good eye contact; “listen with your eyes and your ears”
- Listen carefully to everything that is said.
  - Try not to write too much when people are talking, but as Chair, you often need to track questions/answers to avoid permitting too much repetition, and in case you need to repeat a question back.
  - If questioning, focus on the answer, rather than thinking about your next question
- Nod affirmatively
- Do not fidget, roll your eyes, or give a “knowing” look to another panel member
- Do not look shocked, smug, stunned, or accusing

37 © 2020, Association of Title IX Administrators

---

---

---

---


---

---

---

---

37

**THE HEARING** 

**Hearing Testimony: The Role of the Chair/Decision-Maker**

- Determine the relevance of questions. Pause after each question to “rule” on relevance. Must state rationale for the record. Bases to exclude:
  - Irrelevant
  - Unduly repetitious (and therefore irrelevant)
  - Abusive (and therefore irrelevant)
- When necessary, the chair can provide a directive to disregard a question or information deemed irrelevant, abusive, or unduly repetitious (keep track of these for deliberations/rationale)
- Manage advisors as necessary, including cross-examination.

38 © 2020, Association of Title IX Administrators

---

---

---

---


---

---

---

---

38

**THE HEARING** 

**Hearing Testimony: The Role of the Chair/Decision-Maker**

- In managing questioning, the Chair will typically work from a script in terms of flow and order of questioning/witnesses.
- The Chair will have to make decision on (or follow the script/procedure) on issues like:
  - How much of an evidence introduction an investigator should do to open the hearing
  - Whether the Chair rules on every question, or just those that are irrelevant
  - Will the Chair also rule on questions from the panel/from the Chair, or just from the advisors?
  - Will the Chair state a rationale for whether a question is relevant or irrelevant?
  - Will the Chair allow advisors to make a case for why a question should be permitted or not permitted?
  - How will the Chair address evidence that the decision-makers should not rely on?
  - When will decision-maker questions be timed? Before cross-examination, after, or both?

39 © 2020, Association of Title IX Administrators

---

---

---

---


---

---

---

---

39

**THE HEARING** 

- How will you manage the last-minute witness or evidence that is introduced at the hearing for the first time?
- What does the policy say?
- Will the last-minute introduction work an unfairness, given that all other evidence has been reviewed and vetted for weeks prior?
- If the parties assent, can the evidence be introduced last minute, even if it has had been held back in bad faith?
- If you will re-open the investigation to consider the evidence, does that pause the hearing entirely, or just part of the hearing related to that witness/evidence?
  - How will that work in terms of the two ten-day review/comment periods? Should they be observed? Can parties waive or shorten them?

40 © 2020 Association of Title IX Administrators

---

---

---

---

---

---

---

---

40

**DECISION-MAKING SKILLS**

- Understanding Evidence
- Relevance

---

---

---

---


---

---

---

---

41

**UNDERSTANDING EVIDENCE** 

- The formal federal rules of evidence do not apply in Title IX hearings, but rules crafted by OCR for Title IX cases do.
- **If the information helps to prove or disprove a fact at issue, it should be admitted because it is relevant.**
- If credible, it should be considered.
  - Evidence is any kind of information presented with the intent to prove what took place.
  - Certain types of evidence may be relevant to the credibility of the witness, but not to the alleged policy violation directly.
- **So, relevance goes to the admissibility of the evidence, and credibility to how much weight admissible evidence is given.**

42 © 2020 Association of Title IX Administrators

---

---

---

---

---

---

---

---

42

**EVIDENCE** cfya

- No restriction on parties discussing case or gathering evidence
- Equal opportunity to:
  - Present witnesses, including experts
  - Present evidence
  - Inspect all evidence, including evidence not used to support determination
- No limits on types/amount of evidence that may be offered except that it must be relevant.
- Parties may have access to all gathered evidence that "directly relates" to the allegations available for reference and use at the hearing, but they must make the case for its relevance.

43 © 2020, Association of Fire Administrators

---

---

---

---

---

---

---

---

43

**ASK YOURSELF** cfya

Is it **relevant**?

▶

Is it **reliable**?  
(Is it credible?)

▶

Will we **rely** upon it as evidence supporting a rationale/the written determination?

44 © 2020, Association of Fire Administrators

---

---

---

---

---

---

---

---

44

**RELEVANCE** cfya

- Evidence is generally considered *relevant* if it has value in proving or disproving a fact at issue, and relevance means the evidence will be relied upon by the Decision-maker.
  - Regarding alleged policy violation and/or
  - Regarding a party or witness's credibility.
- The investigator will have made initial relevance "decisions" by including evidence in the investigation report...
- Relevance is ultimately up to the decision-maker, who is not bound by the investigator's judgment.
- **All** relevant evidence must be objectively evaluated and considered ~~inculcatory and exculcatory~~

45 © 2020, Association of Fire Administrators

---

---

---

---

---

---

---

---

45

2020  
Regs  
Rapid  
Response

# R<sup>3</sup> THREE BUCKETS OF EVIDENCE

**1**  
All evidence that is relevant to the complaint

Parties may make case to Investigator/Decision-makers that the evidence should be added to Bucket #1.

Once finalized, this evidence should be provided to the Parties/Advisors/Decision-makers within the investigator report via secure technology.

Evidence is relevant when it tends to prove or disprove an issue in the complaint.

**2**  
Only evidence that is directly related to the complaint (but is determined by the Investigator not to be relevant)

Parties may make case to Investigator/Decision-makers that the evidence should be added to Bucket #2.

Once finalized, this evidence should be provided to the Parties/Advisors/Decision-makers via secure technology.

Evidence is directly related when it is connected to the complaint, but is neither inculpatory (tending to prove a violation) nor exculpatory (tending to disprove a violation) and will not be relied upon by the investigation report.

**3**  
All evidence that is neither relevant nor directly related to the complaint

Evidence should be restricted by the Investigator(s), but disregarded for purposes of the process.

Parties/Decision-makers don't get to see or know about it.

46

© 2020, Association of Title IX Administrators

46

---

---

---

---

---

---

---

---

---

---

---

---

## OTHER EVIDENCE MAY BE DIRECTLY-RELATED

- Evidence is directly related when it is connected to the complaint but is neither inculpatory (tending to prove a violation) nor exculpatory (tending to disprove a violation) and will not be relied upon by the investigation report.
- This evidence comes to the Decision-maker(s) pre-hearing, in Bucket #1 (the investigation report) or in Bucket #2, the evidence file of what is considered directly-related.
  - How will you want investigators to address records that combine elements of both relevant and directly-related evidence?
- While the investigator has initially sifted the evidence into these buckets, the Chair/Decision-maker makes the final allocation of what evidence will be relied upon and what will not.

47

© 2020, Association of Title IX Administrators

47

---

---

---

---

---

---

---

---

---

---

---

---

## RELEVANCE

- If the investigator indicates an opinion on credibility, outcome, whether policy was violated, how evidence should be weighed, etc., that opinion or recommendation is not binding on the decision-maker.
- The decision-maker may consider it, but has to be objective and independent, and is free to accept or reject any recommendation of the investigator (or ask them not to make one)
  - Should a Chair/Decision-maker ask for it or ask the investigator to clarify their recommendations?

48

© 2020, Association of Title IX Administrators

48

---

---

---

---

---

---

---

---


---

---

---

---



**UNDERSTANDING EVIDENCE** 

- Decision-maker may consider and assign weight to different types of evidence, when relevant and credible:
  - Documentary evidence (e.g. supportive writings or documents).
  - Electronic evidence (e.g. photos, text messages, and videos).
  - Real evidence (i.e. physical objects).
  - Direct or testimonial evidence (e.g. personal observation or experience).
  - Circumstantial evidence (i.e. not eyewitness, but compelling).
  - Hearsay evidence (e.g. statement made outside the hearing but presented as important information).
  - Character evidence (subject to a relevance determination, but often not probative of the underlying allegation).
- Decision-makers should typically disregard:
  - Impact statements (typically only relevant in sanctioning).

49 © 2020, Association of Title IX Administrators

---

---

---

---

---

---


---

---

---

---

49

**SPECIFIC EVIDENCE ISSUES UNDER THE TITLE IX REGULATIONS** 

- Evidence of the Complainant’s prior sexual behavior or predisposition is explicitly and categorically **not relevant** except for two limited exceptions:
  - Offered to prove that someone other than the Respondent committed the conduct alleged, or
  - Concerns specific incidents of the Complainant’s sexual behavior with respect to the Respondent and is offered to prove consent
- Even if admitted/introduced by the Complainant.
- Does not apply to Respondent’s prior sexual behavior or predisposition.

50 © 2020, Association of Title IX Administrators

---

---

---

---

---

---


---

---

---

---

50

**ADDITIONAL EVIDENCE RESTRICTIONS IN TITLE IX REGULATIONS** 

Additional permissions required for:

- Records made or maintained by a:
  - Physician
  - Psychiatrist
  - Psychologist
- Questions or evidence that seek disclosure of information protected under a legally recognized privilege must not be asked without permission.
  - This is complex in practice because you won’t know to ask for permission unless you ask about the records first.

51 © 2020, Association of Title IX Administrators

---

---

---

---

---

---


---

---

---

---

51

**ADDITIONAL EVIDENCE CONSIDERATIONS IN HEARINGS** 

- In court, we often see issues of “admissibility” which means the question of whether evidence can be seen, heard, and/or considered by Decision-makers
- In the Title IX hearing, we are often going to see Bucket #1 and #2 evidence “admitted” in the sense that it is not excluded and/or Decision-makers are not shielded from hearing/knowing it.
- Some evidence can be excluded, or witnesses can be directed to answer certain questions.
- However, the Decision-makers and/or Chair need to determine whether the evidence can and will be relied upon if it is introduced, and there will be a decent amount of trying to “unhear” what is introduced, because even though you know it, you can’t consider it.

52 © 2020, Association of Title IX Administrators

52

---

---

---

---

---

---

---

---

**RELEVANCE EXERCISE**

53

---

---

---


---

---

---

---

---

**RELEVANT OR DIRECTLY RELATED?** 

- The Complainant writes in her online written formal complaint form narrative that she has been experiencing significant mental health issues since being sexually assaulted, including PTSD (self-diagnosis). Respondent brings this up at the hearing, to argue that one of the reasons Complainant likely misperceived the incident as non-consensual is because she has a self-admitted history of serious mental health concerns.
  - RELEVANT? DIRECTLY RELATED? NEITHER? WHICH AND WHY?
- Complainant states in her opening statement at the hearing that she did not consent to sex with Respondent. She adds that one of the reasons why she did not consent and would not have consented is because prior to the incident, she was a virgin and had never had sex before.
  - RELEVANT? DIRECTLY RELATED? NEITHER? WHICH AND WHY?

54 © 2020, Association of Title IX Administrators

54

---

---

---


---

---

---

---

---

**QUESTIONING & CROSS-EXAMINATION** 

- The live hearing requirement for higher education allows the parties to ask (direct and) cross-examination questions of the other party and all witnesses through their advisor.
  - Advisor of choice or an advisor provided by the institution, at no cost to the parties.
- Such cross-examination must be conducted directly, orally, and in real time by the party's advisor and never by a party personally.
- Permit relevant questions and follow-up questions, including those challenging credibility.
- Managing advisors to ensure decorum and civility.

© 2020, Association of Title IX Administrators

---

---

---

---


---

---

---

---

55

**QUESTIONING & CROSS-EXAMINATION** 

- If the advisor seeks to ask a question that is potentially answered in the investigation report, that question should typically be permitted, if relevant.
- If the question has already been answered by a witness or party at the hearing, the decision-maker or Chair may deny the question as "irrelevant because it has already been answered," or may ask the advisor why posing the question again is expected to lead to additional relevant evidence.

© 2020, Association of Title IX Administrators

---

---

---

---


---

---

---

---

56

**QUESTIONING & CROSS-EXAMINATION** 

- If a party or witness does not submit to cross-examination at the hearing, the decision-maker(s) must not rely on any statement of that party or witness (from the investigation or hearing) in reaching a determination regarding responsibility.
  - This means that a party or witness must answer *all* relevant cross-examination questions that are posed. One refusal will trigger the prohibition that the decision-maker may not rely on any statements.
  - First question to ask each party and all witnesses: "Do you intend to answer all questions directed to you today?"
- The decision-maker(s) cannot draw an inference about the determination regarding responsibility based solely on a party's or witness's absence from the live hearing or refusal to answer cross-examination or other questions.
  - What is an inference and how does it work?

© 2020, Association of Title IX Administrators

---

---

---

---


---

---

---

---

57

**WHAT IS CREDIBILITY?** 

- Accuracy and reliability of information.
- Ultimately the decision-maker's role to determine the credibility of testimony and evidence, and hence its reliability.
- "Credible" is not synonymous with "truthful."
- Memory errors, evasion, misleading may impact credibility.
- Primary factors: corroboration and consistency.
- Avoid too much focus on irrelevant inconsistencies.
- Source + content + plausibility.
- Credibility assessment may not be based on a person's status as a Complainant, Respondent, or Witness.

"Sexual assault" means an offense classified as a forcible or non-forcible sex offense under the uniform crime reporting system of the FBI.

58 © 2020, Association of Title IX Administrators

---

---

---

---


---

---

---

---

58

**CREDIBILITY** 

- Inherent plausibility
  - "Does this make sense?"
  - Be careful of bias influencing sense of "logical."
- Motive to falsify
  - Do they have a reason to lie?
- Corroboration
  - Aligned testimony and/or physical evidence.
- Past record
  - Is there a history of similar behavior?
- Demeanor
  - Do they seem to be lying or telling the truth?

*Enforcement Guidance  
on Vicarious Employer  
Liability for Unlawful  
Harassment by  
Supervisors*

EEOC (1999)

59 © 2020, Association of Title IX Administrators

---

---

---

---


---

---

---

---

59

**FACTORS TO CONSIDER FOR CREDIBILITY** 

**Corroborating evidence**

- Strongest indicator of credibility.
- Independent, objective authentication.
  - Party says they went to dinner, provides receipt.
  - Party describes text conversation, provides screenshots.
- Corroboration of central vs. environmental facts.
- Not simply alignment with friendly witnesses.

60 © 2020, Association of Title IX Administrators

---

---

---

---


---

---

---

---

60

**FACTORS TO CONSIDER FOR CREDIBILITY** 

**Corroborating evidence**

- Can include contemporaneous witness accounts.
  - More “separate” the witness, greater the credibility boost.
- Outcry witnesses.
  - Does what party said then line up with what they say now?
- Pay attention to allegiances.
  - Friends, roommates, teammates, group membership.
  - This can work both directions (ex. honest roommate).

61 © 2020 Association of Title IX Administrators

61

---

---

---


---

---

---

---

---

**FACTORS TO CONSIDER FOR CREDIBILITY** 

**Inherent plausibility**

- Does what the party described make sense?
  - Consideration of environmental factors, trauma, relationships.
- Is it believable on its face?
- “Plausibility” is a function of “likeliness.”
  - Would a reasonable person in the same scenario do the same things? Why or why not?
  - Are there more likely alternatives based on the evidence?

62 © 2020 Association of Title IX Administrators

62

---

---

---


---

---

---

---

---

**FACTORS TO CONSIDER FOR CREDIBILITY** 

**Inherent plausibility**

- Is the party's statement consistent with the evidence?
- Is their physical location or proximity reasonable?
  - Could they have heard what they said they heard?
  - Were there other impediments? (darkness, obstructions).
- How good is their memory?
  - Temporal proximity based on age of allegations.
  - “I think,” “I’m pretty sure,” “It would make sense”

63 © 2020 Association of Title IX Administrators

63

---

---

---


---

---

---

---

---

**TRIANGULATING CREDIBILITY** 

- One of the least used and least understood methods of assessing credibility is the triangulation method, which is rooted in abductive reasoning.
- Analysis of credibility often ignores this approach because it is less dispositive than corroboration, but it can still be enough to meet the standard of proof.
- Triangulation is simply being faced with two plausible explanations (B & C) and deciding which is the more plausible (likely) based on the fact that you know A & D to be true. Based on what you know about A & D, B is more likely than C.

64 © 2020, Association of Title IX Administrators

64

---

---

---


---

---

---

---

---

**TRIANGULATING CREDIBILITY** 

- It's called triangulation because ABC forms a more coherent triangle than ABD, based on knowing all four data points. It's more of a stretch to draw the line from A-to-D than A-to-C.
- Triangulation has more utility when the standard of proof is preponderance, as opposed to clear and convincing evidence.
- Triangulation is the formal way of processing what leads you to determine why something is inherently plausible.
- When you determine inherent plausibility, it is because you are comparing, and deciding that B is more likely than C as an explanation or a fact to have occurred.

65 © 2020, Association of Title IX Administrators

65

---

---

---


---

---

---

---

---

**FACTORS TO CONSIDER FOR CREDIBILITY** 

**Motive to falsify**

- Does the party have a reason to lie?
- What's at stake if the allegations are true?
  - Think academic or career implications.
  - Also personal or relationship consequences.
- What if the allegations are false?
  - Other pressures on the reporting party – failing grades, dramatic changes in social/personal life, other academic implications.
- Reliance on written document during testimony.

66 © 2020, Association of Title IX Administrators

66

---

---

---


---

---

---

---

---

**FACTORS TO CONSIDER FOR CREDIBILITY** 

**Past record**

- Is there evidence or records of past misconduct?
- Are there determinations of responsibility for substantially similar misconduct?
- Check record for past allegations.
  - Even if found “not responsible,” may evidence pattern or proclivity.
- Written/verbal statements, pre-existing relationship.

67 © 2020 Association of Title IX Administrators

67

---

---

---


---

---

---

---

---

**FACTORS TO CONSIDER FOR CREDIBILITY** 

**Demeanor**

- Is the party uncomfortable, uncooperative, resistant?
- Certain lines of questioning – agitated, argumentative.
- BE VERY CAREFUL
  - Humans are excellent at picking up non-verbal cues.
  - Human are terrible at spotting liars (roughly equivalent to polygraph).
- Look for indications of discomfort or resistance.

68 © 2020 Association of Title IX Administrators

68

---

---

---


---

---

---

---

---

**CREDIBILITY ASSESSMENTS IN INVESTIGATION REPORTS** 

- Under the 2020 regs, investigators may or may not assess credibility with or without rendering conclusions or making findings related to credibility but will help to roadmap where decision-makers should look for information critical to a determination.
- Language in an investigation report may look like this:
  - “Decision-makers will want to carefully review Mary’s testimony as to whether the conduct was welcome, in light of the testimony of W1.”
  - “Decision-makers may wish to focus on reconciling the testimony offered by Joe and by Witness 2 with respect to who engaged in the conduct first.”

69 © 2020 Association of Title IX Administrators

69

---

---

---


---

---

---

---

---

**CREDIBILITY IN THE HEARING** 

- Distinguish performance/presentation skills from believability.
  - Make sure key witnesses will be present.
  - Make sure evidence has been verified.
- If any evidence/testimony must be subject to credibility assessment, and the evidence isn't available or the witness/party does not participate, it may violate due process to consider that evidence/testimony and give it weight.
- 2020 regs are quite clear such evidence may not be considered if it relates to a statement previously made. Other evidence can be considered.
- What will the effect of that be on the process/decision?

70 © 2020 Association of Fire Administrators

70

---

---

---


---

---

---

---

---

**CREDIBILITY DETERMINATIONS POST-HEARING** 

- The decision-maker determines the greater weight of credibility on each key point in which credibility is at issue.
- First, narrow to the contested facts, and then make a credibility analysis (by the standard of proof) for each.
- Then, weight the overall credibility based on the sum total of each contested fact.
- Credibility exists on a 100 point scale.
- When you write the final determination letter, focus on what facts, opinion, and/or circumstantial evidence supports your conclusion. Offer a cogent and detailed rationale.

71 © 2020 Association of Fire Administrators

71

---

---

---

---

---

---

---

---

**MAKING A DECISION**

- Deliberations
- Analyzing Information and Making Findings
- Sanctioning
- Written Determination

72

---

---

---

---


---

---

---

---



**OVERVIEW OF THE DELIBERATION PROCESS** 

- Only decision-makers attend the deliberations.
  - Parties, witnesses, advisors, and others excused.
  - If Title IX Coordinator is present, they do not participate and only serve as a resource to the decision-makers.
  - ATIXA recommends they not participate. Same with legal counsel.
- Do not record; recommend against taking notes (the Chair may)
- Parse the policy again; remind yourselves of the elements that compose each and every allegation.
- Assess credibility of evidence and assess statements as factual, opinion-based, or circumstantial.
- Determine whether it is more likely than not that policy has been violated or determine whether highly probable if C&C standard applies.

73 © 2020, Association of Title IX Administrators

73

---

---

---


---

---

---

---

---

**DELIBERATIONS** 

**General Information**

- Anticipate that the panel/decision-maker must concretely articulate the rationale for and evidence supporting its conclusions.
- With a panel, the Chair must be a voting member.
- Typically, there is no specific order in which allegations must be addressed. When in doubt, start with the most serious.
- Chair should ensure that all viewpoints are heard.
- Neutralize any power imbalances among panel members, particularly based upon their position at the institution.
- Ensure an impartial decision that is free of substantive bias.

**Withhold judgment until all the evidence has been considered.**

74 © 2020, Association of Title IX Administrators

74

---

---

---


---

---

---

---

---

**DELIBERATION** 

**Foundation for Decisions**

- Decisions must be based only upon the facts, opinions, and circumstances provided in the investigation report or presented at the hearing.
- Do not turn to any outside "evidence."
- Assess each element in the policy (e.g. intent, sexual contact, voluntary, etc.), separate it out and determine if you have evidence that supports that a violation of that element is proven. Assess evidentiary weight. Measure with the following questions:
  - Is the question answered with fact(s)?
  - Is the question answered with opinion(s)?
  - Is the question answered with circumstantial evidence?

75 © 2020, Association of Title IX Administrators

75

---

---

---


---

---

---

---

---

**DELIBERATIONS** 

**Findings, Impact Information, and Sanctions**

- Separate the "Finding" from the "Sanction."
  - Do not use impact-based rationales for findings (e.g.: intent; impact on the Complainant; impact on the Respondent, etc.)
  - Use impact-based rationales for sanctions only.
- Complainant and Respondent should share impact statement(s) only if and after the Respondent is found in violation.
- Understand that the question of whether someone violated the policy should be distinct from factors that aggravate or mitigate the severity of the violation.
- Be careful about not heightening the evidentiary standard for a finding because the sanctions may be more severe.

76 © 2020, Association of Title IX Administrators

---

---

---

---


---

---

---

---

76

**SANCTIONING IN SEXUAL MISCONDUCT CASES** 

- Title IX and case law require:
  - Decision-maker should also decide sanction if credibility will influence the sanction
  - Not act unreasonably to bring an end to the discriminatory conduct (Stop)
  - Not act unreasonably to prevent the future reoccurrence of the discriminatory conduct (Prevent)
  - Restore the Complainant as best you can to their pre-deprivation status (Remedy)
- This may create a clash if the other sanctions only focus on educational and developmental aspects.
- Sanctions for serious sexual misconduct should not be developmental as their primary purpose; they are intended to protect the Complainant and the community.

77 © 2020, Association of Title IX Administrators

---

---

---

---


---

---

---

---

77

**WRITTEN DETERMINATIONS** 

- Decision-maker or Chair issues a written determination regarding responsibility that includes the following:
  - Sections of the policy alleged to have been violated
  - A description of the procedural steps taken from the receipt of the formal complaint through the determination, including any notifications to the parties, interviews with parties and witnesses, site visits, methods used to gather other evidence, and hearings held
  - Statement of and rationale for the result as to each specific allegation
    - Should include findings of fact supporting the determination and conclusions regarding the application of the policy to the facts
  - Sanctions imposed on Respondent
  - Any remedies provided to the Complainant designed to restore or preserve access to the education program or activity
  - Procedures and bases for any appeal

78 © 2020, Association of Title IX Administrators

---

---

---

---


---

---

---

---

78

**WRITTEN DETERMINATIONS: LOGISTICS** 

- The decision-maker should author the written determination.
  - May follow a template provided by the Title IX Coordinator.
- The written determination should be provided to the parties simultaneously.
  - Follows existing VAWA/Clery requirements for higher education institutions, but now extends both to reach sexual harassment cases as well as applying to all K-12 determinations.
- The determination becomes final either on the date that the recipient provides the parties with the written determination of the result of the appeal, or if an appeal is not filed, the date on which an appeal would no longer be considered timely.
- FERPA cannot be construed to conflict with or prevent compliance with Title IX.
- Will this letter be reviewed by the Coordinator and/or legal counsel?

79 © 2020, Association of Title IX Administrators

79

---

---

---


---

---

---

---

---

**APPEALS** 

- The appeal decision-maker may be an individual or a panel.
  - Cannot be the Title IX Coordinator.
  - Cannot be the investigator or decision-maker in the original grievance process.
  - Recipient may run a pool of decision-makers who sometimes serve as hearing or appeal decision-makers
  - Recipient may have dedicated appeal decision-makers.
- When an appeal is filed, must notify the other party and implement appeal procedures equally for all parties.
- Give the parties a reasonable, equal opportunity to submit a written statement in support of, or challenging, the outcome.
- The Chair may be called on by the appeal decision-maker to inform the appeals process. Likely a paper exchange. Not in-person.

© 2020, Association of Title IX Administrators

80

---

---

---


---

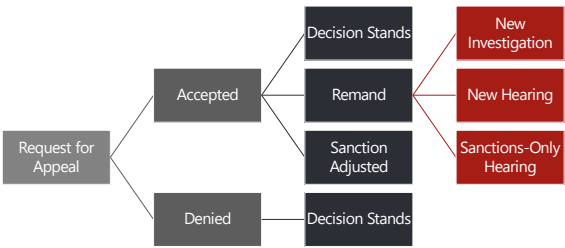
---

---

---

---

**APPEALS: THE PROCESS** 



```

graph LR
    A[Request for Appeal] --> B[Accepted]
    A --> C[Denied]
    B --> D[Decision Stands]
    B --> E[Remand]
    B --> F[Sanction Adjusted]
    C --> G[Decision Stands]
    E --> H[New Investigation]
    E --> I[New Hearing]
    E --> J[Sanctions-Only Hearing]
  
```

81 © 2020, Association of Title IX Administrators

81

---

---

---

---

---

---

---

---

# RECORD-KEEPING AND DOCUMENTATION

82

---

---

---


---

---

---

---

---

**RECORD-KEEPING AND DOCUMENTATION** 

- Certain records must be created, retained, and available to the parties for at least **seven** years:
  - Sexual harassment investigation including any responsibility determination, any disciplinary sanctions imposed, and any remedies implemented
  - Any appeal and related result(s)
  - Any informal resolution implemented
  - Any supportive measures implemented
  - **For each formal complaint, must document the basis for why the institutional response was not deliberately indifferent**
- For each conclusion, must document the rationale for its determination
- Must document measures taken to preserve/restore access to education programs/activity

83 © 2020 Association of Title IX Administrators

83

---

---

---

---


---

---

---

---

**QUESTIONS?**



84

---

---

---

---

---

---

---

---

LIMITED LICENSE AND COPYRIGHT. BY PURCHASING AND/OR RECEIVING AND/OR USING ATIXA MATERIALS, YOU AGREE TO ACCEPT THIS LIMITED LICENSE AND TO BECOME A LICENSEE OF PROPRIETARY ATIXA OWNED MATERIALS. THE LICENSEE ACCEPTS ALL TERMS AND CONDITIONS OF THIS LICENSE, AND AGREES TO ABIDE BY ALL PROVISIONS. NO OTHER RIGHTS ARE PROVIDED AND ALL OTHER RIGHTS ARE RESERVED. THESE MATERIALS ARE PROPRIETARY AND ARE LICENSED TO THE LICENSEE ONLY FOR ITS USE. THIS LICENSE PERMITS THE LICENSEE TO USE THE MATERIALS PERSONALLY AND/OR INTERNALLY TO THE LICENSEE'S ORGANIZATION FOR TRAINING PURPOSES. ONLY THESE MATERIALS MAY BE USED TO TRAIN TITLE IX PERSONNEL AND THIS IS SUBJECT TO 34 CFR PART 106.45(B)(10), REQUIRING ALL TRAINING MATERIALS TO BE POSTED PUBLICLY ON A WEBSITE. NO PUBLIC DISPLAY, SHARING, OR PUBLICATION OF THESE MATERIALS BY A LICENSEE/PURCHASER IS PERMITTED BY ATIXA. YOU ARE NOT AUTHORIZED TO COPY OR ADAPT THESE MATERIALS WITHOUT EXPLICIT WRITTEN PERMISSION FROM ATIXA. NO ONE MAY REMOVE THIS LICENSE LANGUAGE FROM ANY VERSION OF ATIXA MATERIALS. LICENSEES WILL RECEIVE A LINK TO THEIR MATERIALS FROM ATIXA. THAT LINK AND THAT LINK ONLY MAY BE POSTED TO THE LICENSEE'S WEBSITE FOR PURPOSES OF PERMITTING PUBLIC ACCESS OF THE MATERIALS FOR REVIEW/INSPECTION. ONLY SHOULD ANY LICENSEE POST OR PERMIT SOMEONE TO POST THESE MATERIALS TO A PUBLIC WEBSITE OUTSIDE OF THE AUTHORIZED MATERIALS LINK. ATIXA WILL SEND A LETTER INSTRUCTING THE LICENSEE TO IMMEDIATELY REMOVE THE CONTENT FROM THE PUBLIC WEBSITE UPON KNOWLEDGE OF COPYRIGHT VIOLATION. THESE MATERIALS MAY NOT BE USED FOR ANY COMMERCIAL PURPOSE EXCEPT BY ATIXA.

---

---

---

---

---

---

---

---